

## SILICONE WIRELESS CHARGING SMARTPHONE PAD

Thank you for purchasing the APWC150 Wireless Charger/Power Bank. It is compatible with all Qi enabled devices like Samsung S7/ S8, S9, S10, iPhone8, iPhone8 plus, iPhoneX, etc.

For optimum performance and safety, please read this manual carefully before using this product.

### Specifications

Power: 15W

Input Voltage: 5V/2A; 9V/2A

Output Voltage: 5V/1A; 9V/1.67A

Type-C Input

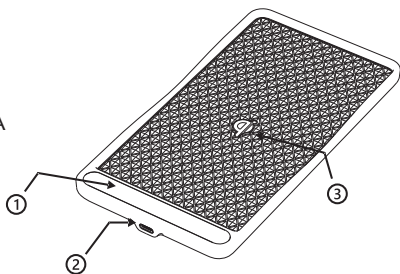
Charging efficiency:  $\leq 80\%$

Transmission distance:  $\leq 6\text{mm}$

Size: 126 x 65 x 6.5 mm

Weight: 232g

Can accept 18W or higher wall power charger (not included)



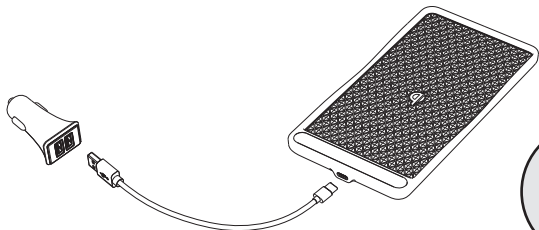
① LED charge indicator

② Input Type C

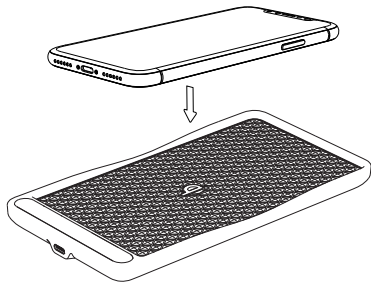
③ Charging pad contact

### How to use your Wireless Charging Pad

1. Connect supplied Type-C data cable to the input port of the charging pad
2. Connect supplied USB end of the Type-C data cable (Included) to a USB car charger or USB power adapter (Not Included).



3. Place your mobile device (face up) on to the Wireless Charging Pad
4. Charge icon will appear on your mobile device for successful connection.



**NOTE:**

1. The car charger or adapter used to power the Wireless Charging Pad that outputs the proper voltage is required (Not included). It should meet QC2.0, QC3.0 or QC4.0 standard. Aerpro Models APCC210 & APCC220 (In-Car Chargers); APHC210 & APHC220 (240V Wall Chargers) meet the requirements, sold separately.
2. The connected power car charger or adapter used must output 5V/2A or 9V/1.67A. Using a charger or adapter with a lower output may result in malfunction or overheating.
3. Quick Charge 3.0 power charger or adapter required for fast charge mode
4. Charging speed may vary depending on device specifications, input voltage and environment.
5. Phone cases or metal plates for magnetic attachment may interfere with wireless charging.
6. It's normal for the charger and your device to get hot whilst charging. It will get even hotter if the device is also being used while charging.

**Technical assistance**

If you need assistance setting up or using your Aerpro product now or in the future, call Aerpro Support Australia TEL: 03 – 8587 8898 FAX: 03 – 8587 8866 Mon-Fri 9am – 5pm AEST

If you would like to download a digital copy of this manual, or other Aerpro manuals/software, please visit the <http://aerpro.com> website. This manual is considered correct at time of printing but is subject to change. For latest manuals and updates refer to the website.

